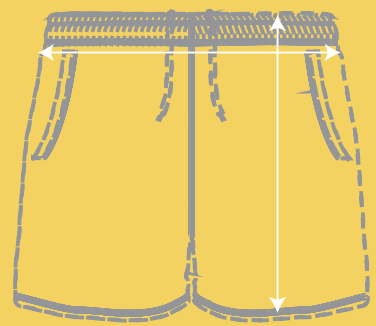
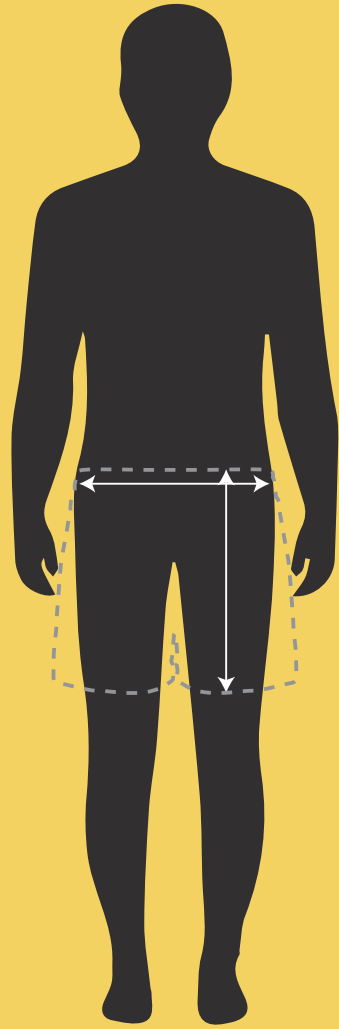


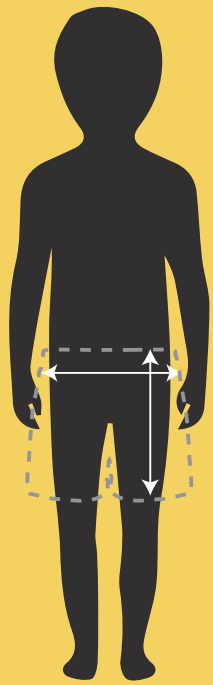


SHORTS

SIZE CHART
SPEC 503
SPEC 509



Garment Measurements



ADULT	WIDTH cm	LENGTH cm
XS	30	37
S	32.5	38
M	35	39
L	37.5	40
XL	40	41
2XL	42	42
3XL	42	TBC
4XL	44	TBC
5XL	46	TBC
6XL	48	TBC
7XL	50	TBC

KIDS	WIDTH cm	LENGTH cm
K4	25	TBC
K6	26.5	TBC
K8	28	TBC
K10	29	TBC
K12	29	TBC
K14	30	TBC
K16	30	TBC

WHAT TO KNOW

APPROXIMATE MEASUREMENTS ARE IN CENTIMETERS, MEASURING WIDTH x LENGTH. SIZING CAN VARY ACROSS ALL FABRICS, KEEPING IN MIND STRETCH AND FLEXIBILITY.

HOW WE MEASURE

MEASUREMENTS ARE OF THE PHYSICAL GARMENT LAID FLAT. WIDTH IS TAKEN FROM ARMPIT TO ARMPIT. LENGTH IS TAKEN FROM THE TOP NECK/SHOULDER TO THE BOTTOM HEM.

*1-3cm is within our discretion on all sizing charts