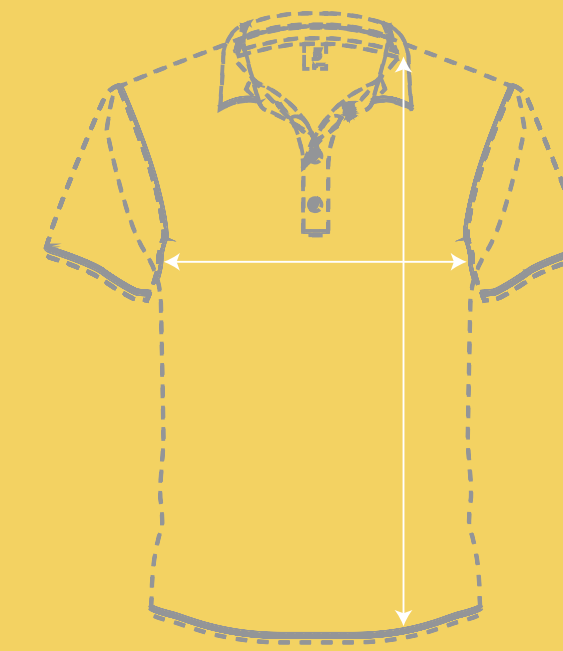
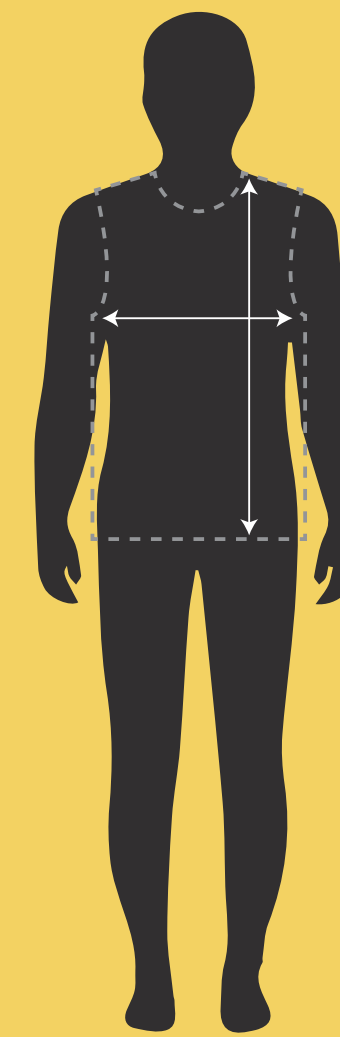


POLO

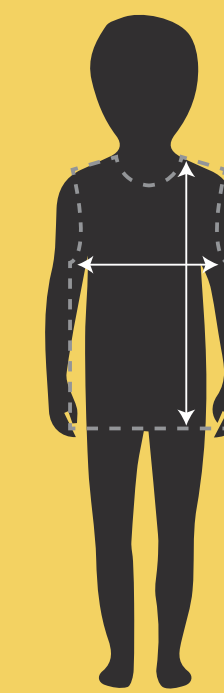
SIZE CHART

SPEC 103

SPEC 104



Garment Measurements



ADULT	WIDTH cm	LENGTH cm
XS	50	71
S	52.5	72
M	55	73
L	57.5	74
XL	60.5	75
2XL	64	76
3XL	67.5	80
4XL	71	81.5
5XL	74	83
6XL	77.5	84.5
7XL	81	86

KIDS	WIDTH cm	LENGTH cm
K4	36	45
K6	38	50
K8	40	57
K10	42	62
K12	44	65
K14	46	68
K16	48	70

WHAT TO KNOW

APPROXIMATE MEASUREMENTS ARE IN CENTIMETERS, MEASURING WIDTH x LENGTH. SIZING CAN VARY ACROSS ALL FABRICS, KEEPING IN MIND STRETCH AND FLEXIBILITY.

HOW WE MEASURE

MEASUREMENTS ARE OF THE PHYSICAL GARMENT LAID FLAT. WIDTH IS TAKEN FROM ARMPIT TO ARMPIT. LENGTH IS TAKEN FROM THE TOP NECK/SHOULDER TO THE BOTTOM HEM.

*1-3cm is within our discretion on all sizing charts



RAGLAN



SET IN



LONG SLEEVE